

# Käte desinfitseerimine

Nähtavalt mustad käed tuleb enne desinfitseerimist pesta.



Protseduuri kestvus: 20-30 sekundit

1a



1b



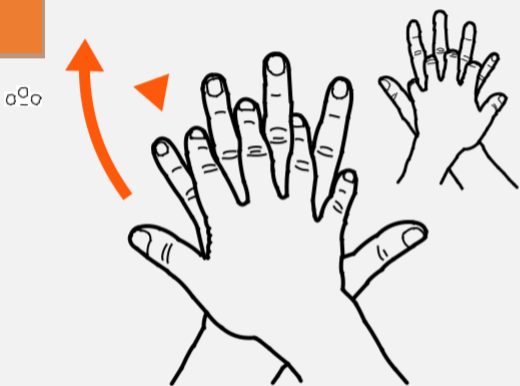
2



Kanna piisav hulk desinfitseerimise vahendit kätele;

Hõõru peopesi vastamisi;

3



4



5



Hõõru parema käega vasaku käe selga nii, et ka sõrmed üksteisega kontaktis oleksid. Korda sama teise käega.

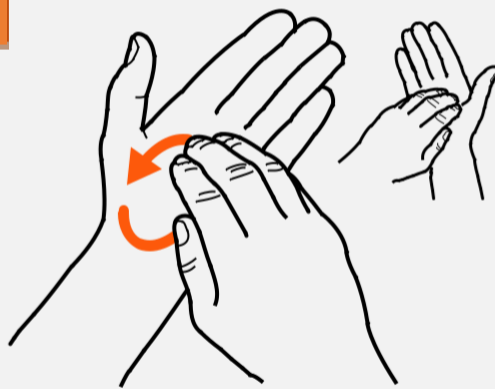
Hõõru peopesi vastamisi harali sõrmedega.

Hõõru parema käe peopesas vasaku käe sõrmede pealispindu. Korda sama teise käega.

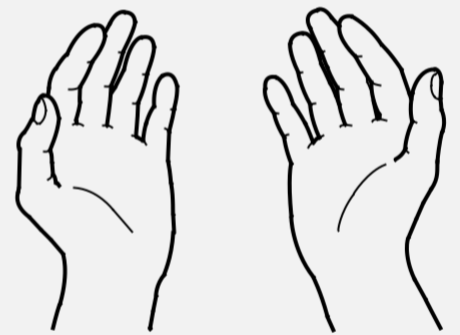
6



7



8



Hõõru parema käega ringjaid liigutusi tehes vasaku käe põialt. Korda sama teise käega.

Hõõru ringjate liigutustega parema käe sõrmeotsi vasakus peopesas. Korda sama teise käega.

Kogu käte pesemise protseduuri kestvus on 40–60 sekundit, mille järgselt on käed puhtad.



World Health Organization

Patient Safety

A World Alliance for Safer Health Care

SAVE LIVES  
Clean Your Hands

All reasonable precautions have been taken by the World Health Organization to verify the information contained in this document. However, the published material is being distributed without warranty of any kind, either expressed or implied. The responsibility for the interpretation and use of the material lies with the reader. In no event shall the World Health Organization be liable for damages arising from its use.

WHO acknowledges the Hôpitaux Universitaires de Genève (HUG), in particular the members of the Infection Control Programme, for their active participation in developing this material.